

WELLGLASS

EV.. Series - H.I.D. well glass lighting fixture



EV.. series well glass lighting fixtures are suitable for hazardous areas of industrial plants for lighting of indoor and outdoor structures, for which narrow or wide beam lighting is needed.

These luminaries have been designed to house built-in control gears for high intensity discharge lamps, mercury vapour, metal halide and high pressure sodium; light source can be driven where required by way of suitable reflectors.

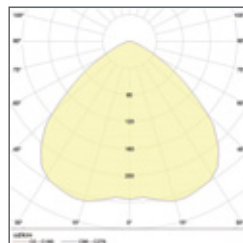
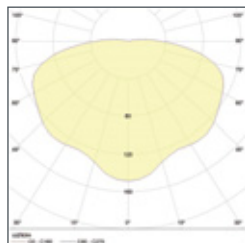
EV.. H.I.D. luminaries, provided in a wide range of wattage, have an excellent corrosion resistance due to the body made of aluminium with low content of copper and tempered glass of lamp compartment.

TECHNICAL FEATURES

Material	Aluminium with low content of copper
IP rating	IP65
Ambient temperature range	-52°C to +60°C
Approvals	INERIS 01ATEX0019X / GOST R (marking upon request, ordering code to be required) / IEC Ex IN PROGRESS
Marking	II 2 GD Ex-d IIC T(**) Gb for all EV.. Ex-de IIC T(**) Gb for all EVde.. Ex-tb IIIC T(**) Db IP65 ** T4/T135 °C ; T3/200°C
Gaskets	O-ring made of Nitrile Rubber (NBR)
Surface treatment	Green colour polyurethane painting cycle RAL6003 (other colour available upon request)
Entries	N° 2 entries M25x1,5 (EVde and EVCC version) / N° 1 entry M25x1,5 (EVA version) / (plugs and cable glands excluded)
Hardware and screws	AISI304 Stainless steel external hardware and screws
Lamps	Included
Ballast	Electromechanical ballast
Rated operation voltage (UE)	230 V (standard) / 220 V, 240 V, 250 V, 277 V (upon request)
Frequency	50 Hz (standard) / 60 Hz (upon request)
Accessories available upon request	Protection guard / Reflector / Pole mounting kit (EVde version)
Options upon request	

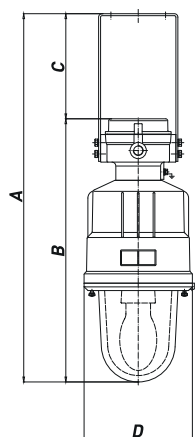
HOT INSTANT RESTRIKE solution available via twin-arc lamp assuring immediate hot instant restrike ignition with flux that will reach 80% of the nominal lamp flux in about 3 minutes.
HOT INSTANT RESTRIKE solution also available via **INSTANT RESTRIKE BALLAST**, assuring immediate hot instant restrike ignition with 80% of the lamp nominal flux in 3 seconds.
 (for high pressure sodium version)

Photometric light curves	EV..2/3/4 with REV reflector	EV..-4/5 with REVD reflector
---------------------------------	------------------------------	------------------------------

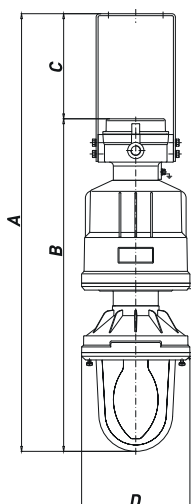


Dimensions EVde (H.I.D.)

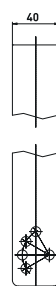
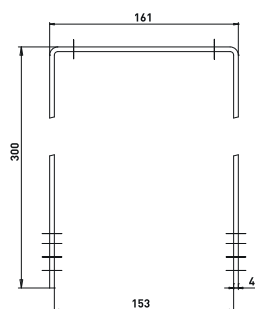
TAB. A-1



TAB. A-2

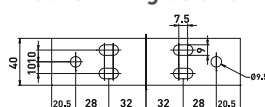


Bracket details



• Adjustable fixing facility

Bracket fixing details



EVde well glass lighting fixtures

EVde version, with integrated Ex-e junction box, allows end users and contractors the possibility to save one junction box, two cable glands and a minimum of 30 minutes of labour during installation process.

This version is supplied complete with an adjustable AISI304 stainless steel mounting bracket suitable for ceiling, wall and suspension installation.

(NA) High pressure sodium

TYPE	CODE	LAMP [W]	WEIGHT [W]	TEMP. CLASS	VOLTAGE	AMBIENT TEMPERATURE	DIMENSIONS [mm]				DRAWING
							A	B	C	D	
EVDE-2/NA-B 50	A0401.021010	50**	6.00	T3*	230V 50HZ	(-52°;+60°)	680	466	214	162	TAB. A-1
EVDE-3/NA-B 50	A0401.031010	50	6.00	T4	230V 50HZ	(-52°;+60°)	686	472	214	194	TAB. A-1
EVDE-2/NA-B 70	A0401.022010	70**	6.00	T3*	230V 50HZ	(-52°;+60°)	680	466	214	162	TAB. A-1
EVDE-3/NA-B 70	A0401.032010	70	7.40	T4	230V 50HZ	(-52°;+60°)	686	472	214	194	TAB. A-1
EVDE-4/NA-B 100	A0401.043010	100	7.60	T3	230V 50HZ	(-52°;+60°)	748	533	214	220	TAB. A-1
EVDE-4/NA-B 150	A0401.044010	150	8.40	T3	230V 50HZ	(-52°;+60°)	748	533	214	220	TAB. A-1
EVDE-4/NA-B-250	A0401.045010	250	15.00	T3	230V 50HZ	(-52°;+60°)	890	676	214	220	TAB. A-2
EVDE-5/NA-B 250	A0401.055010	250	16.70	T3*	230V 50HZ	(-52°;+60°)	970	756	214	281	TAB. A-2
EVDE-5/NA-B 400	A0401.056010	400	18.00	T3	230V 50HZ	(-52°;+60°)	970	756	214	281	TAB. A-2

* In case of maximum ambient temperature reach +40°C, temperature class changes into T4 (ordering code to be required).

** Lamp with built-in glow discharge ignitor.

(HG) Mercury vapour

TYPE	CODE	LAMP [W]	WEIGHT [W]	TEMP. CLASS	VOLTAGE	AMBIENT TEMPERATURE	DIMENSIONS [mm]				DRAWING
							A	B	C	D	
EVDE-2/HG-B 50	A0402.021010	50	6.00	T3*	230V 50HZ	(-52°;+60°)	680	466	214	162	TAB. A-1
EVDE-2/HG-B 80	A0402.022010	80	6.00	T3*	230V 50HZ	(-52°;+60°)	680	466	214	162	TAB. A-1
EVDE-3/HG-B 125	A0402.033010	125	7.40	T3	230V 50HZ	(-52°;+40°)**	686	472	214	194	TAB. A-1
EVDE-4/HG-B 250	A0402.044010	250	14.80	T3	230V 50HZ	(-52°;+60°)	890	676	214	220	TAB. A-2
EVDE-5/HG-B 250	A0402.054010	250	15.70	T3*	230V 50HZ	(-52°;+60°)	970	756	214	281	TAB. A-2
EVDE-5/HG-B 400	A0402.055010	400	16.50	T3	230V 50HZ	(-52°;+60°)	970	756	214	281	TAB. A-2

* In case of maximum ambient temperature reach +40°C, temperature class changes into T4 (ordering code to be required)

** Maximum admissible ambient temperature.

Below -20°C, the mercury vapour light can be used, providing they are switched on 24 hours a day.

(IM) Metal halide

TYPE	CODE	LAMP [W]	WEIGHT [W]	TEMP. CLASS	VOLTAGE	AMBIENT TEMPERATURE	DIMENSIONS [mm]				DRAWING
							A	B	C	D	
EVDE-3/IM-B 70	A0403.031010	70	7.40	T4	230V 50HZ	(-52°;+60°)	686	472	214	194	TAB. A-1
EVDE-4/IM-B 100	A0403.042010	100	7.60	T3	230V 50HZ	(-52°;+60°)	748	533	214	220	TAB. A-1
EVDE-4/IM-B 150	A0403.043010	150	8.40	T3	230V 50HZ	(-52°;+60°)	748	533	214	220	TAB. A-1
EVDE-4/IM-B 250	A0403.044010	250	15.00	T3	230V 50HZ	(-52°;+60°)	890	676	214	220	TAB. A-2
EVDE-5/IM-B 250	A0403.054010	250	16.70	T3*	230V 50HZ	(-52°;+60°)	890	676	214	220	TAB. A-2
EVDE-5/IM-B 400	A0403.055010	400	16.70	T3	230V 50HZ	(-52°;+60°)	970	756	214	281	TAB. A-2

* In case of maximum ambient temperature reach +40°C, temperature class changes into T4 (ordering code to be required).
Below -20°C, the metal halide light can be used, providing they are switched on 24 hours a day.

EVCC well glass lighting fixtures

EVCC version, without integrated Ex-e junction box, allows standard ceiling installation.

(NA) High pressure sodium

TYPE	CODE	LAMP [W]	WEIGHT [W]	TEMP. CLASS	VOLTAGE	AMBIENT TEMPERATURE	DIMENSIONS [mm]		DRAWING
							A	B	
EVCC-2/NA-B 50	A0401.060100	50**		T3*	230V 50HZ	(-52°;+60°)	406	162	TAB. B
EVCC-3/NA-B 50	A0401.061100	50		T4	230V 50HZ	(-52°;+60°)	411	194	TAB. B
EVCC-2/NA-B 70	A0401.062100	70**		T3*	230V 50HZ	(-52°;+60°)	406	162	TAB. B
EVCC-3/NA-B 70	A0401.063100	70		T4	230V 50HZ	(-52°;+60°)	411	194	TAB. B
EVCC-4/NA-B 100	A0401.064100	100		T3	230V 50HZ	(-52°;+60°)	474	220	TAB. B
EVCC-4/NA-B 150	A0401.065100	150		T3	230V 50HZ	(-52°;+60°)	474	220	TAB. B

* In case of maximum ambient temperature reach +40°C, temperature class changes into T4 (ordering code to be required).

** Lamp with built-in glow discharge ignitor

(HG) Mercury vapour

TYPE	CODE	LAMP [W]	WEIGHT [W]	TEMP. CLASS	VOLTAGE	AMBIENT TEMPERATURE	DIMENSIONS [mm]		DRAWING
							A	B	
EVCC-2/HG-B 50	A0402.060100	50		T3*	230V 50HZ	(-52°;+60°)	406	162	TAB. B
EVCC-2/HG-B 80	A0402.061100	80		T3*	230V 50HZ	(-52°;+60°)	406	162	TAB. B
EVCC-3/HG-B 125	A0402.062100	125		T3	230V 50HZ	(-52°;+40°)**	411	194	TAB. B

* In case of maximum ambient temperature reach +40°C, temperature class changes into T4 (ordering code to be required).

** Maximum admissible ambient temperature.

Below -20°C, the mercury vapour light can be used, providing they are switched on 24 hours a day.

(IM) Metal halide

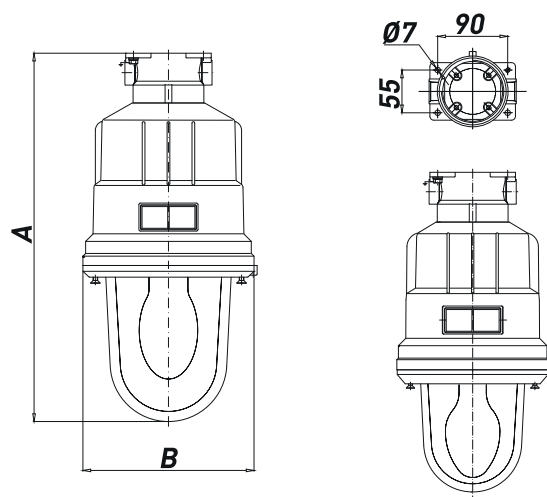
TYPE	CODE	LAMP [W]	WEIGHT [W]	TEMP. CLASS	VOLTAGE	AMBIENT TEMPERATURE	DIMENSIONS [mm]		DRAWING
							A	B	
EVCC-3/IM-B 70	A0403.060100	70		T4	230V 50HZ	(-52°;+60°)	411	194	TAB. B
EVCC-4/IM-B 100	A0403.061100	100		T3	230V 50HZ	(-52°;+60°)	474	220	TAB. B
EVCC-4/IM-B 150	A0403.062100	150		T3	230V 50HZ	(-52°;+60°)	474	220	TAB. B

* In case of maximum ambient temperature reach +40°C, temperature class changes into T4 (ordering code to be required).

Below -20°C, the metal halide light can be used, providing they are switched on 24 hours a day.

Dimensions EVCC (H.I.D.)

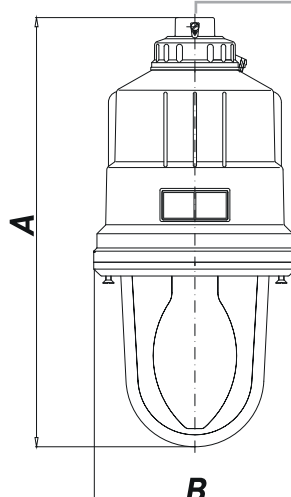
TAB. B



Dimensions EVA (H.I.D.)

TAB. C

• Entry 3/4"



EVA well glass lighting fixtures

EVA version, without integrated Ex-e junction box, allows standard suspension installation by conduit system and pastoral pole.

(NA) High pressure sodium

TYPE	CODE	LAMP [W]	TEMP. CLASS	VOLTAGE	AMBIENT TEMPERATURE	DIMENSIONS [mm]		DRAWING
						A	B	
EVA-2/NA-B 50	A0401.070100	50**	T3*	230V 50HZ	(-52°;+60°)	400	162	TAB. C
EVA-3/NA-B 50	A0401.071100	50	T4	230V 50HZ	(-52°;+60°)	404	194	TAB. C
EVA-2/NA-B 70	A0401.072100	70**	T3*	230V 50HZ	(-52°;+60°)	400	162	TAB. C
EVA-3/NA-B 70	A0401.073100	70	T4	230V 50HZ	(-52°;+60°)	404	194	TAB. C
EVA-4/NA-B 100	A0401.074100	100	T3	230V 50HZ	(-52°;+60°)	467	220	TAB. C
EVA-4/NA-B 150	A0401.075100	150	T3	230V 50HZ	(-52°;+60°)	467	220	TAB. C

* In case of maximum ambient temperature reach +40°C, temperature class changes into T4 (ordering code to be required).

** Lamp with built-in glow discharge ignitor

(HG) Mercury vapour

TYPE	CODE	LAMP [W]	TEMP. CLASS	VOLTAGE	AMBIENT TEMPERATURE	DIMENSIONS [mm]		DRAWING
						A	B	
EVA-2/HG-B 50	A0402.070100	50	T3*	230V 50HZ	(-52°;+60°)	400	162	TAB. C
EVA-2/HG-B 80	A0402.071100	80	T3*	230V 50HZ	(-52°;+60°)	400	162	TAB. C
EVA-3/HG-B 125	A0402.072100	125	T3	230V 50HZ	(-52°;+40°)**	404	194	TAB. C

* In case of maximum ambient temperature reach +40°C, temperature class changes into T4 (ordering code to be required).

** Maximum admissible ambient temperature.

Below -20°C, the mercury vapour light can be used, providing they are switched on 24 hours a day.

(IM) Metal halide

TYPE	CODE	LAMP [W]	TEMP. CLASS	VOLTAGE	AMBIENT TEMPERATURE	DIMENSIONS [mm]		DRAWING
						A	B	
EVA-3/IM-B 70	A0403.070100	70	T4	230V 50HZ	(-52°;+60°)	404	194	TAB. C
EVA-4/IM-B 100	A0403.071100	100	T3	230V 50HZ	(-52°;+60°)	467	220	TAB. C
EVA-4/IM-B 150	A0403.072100	150	T3	230V 50HZ	(-52°;+60°)	467	220	TAB. C

* In case of maximum ambient temperature reach +40°C, temperature class changes into T4 (ordering code to be required).

Below -20°C, the metal halide light can be used, providing they are switched on 24 hours a day.

WELLGLASS

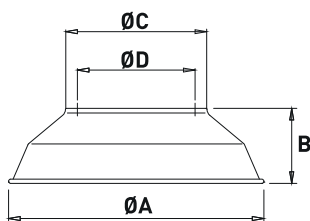
EVde HID Series / EVA HID Series / EVcc HID Series / EVde Series / EVA Series / EVCC Series / EVde-PT Series / EVcc-PT Series / EVA Series / EVcc-PR Series

SPARES & ACCESSORIES

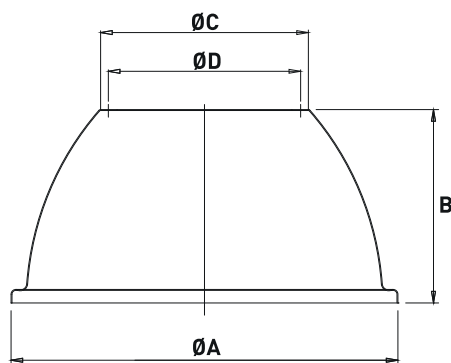
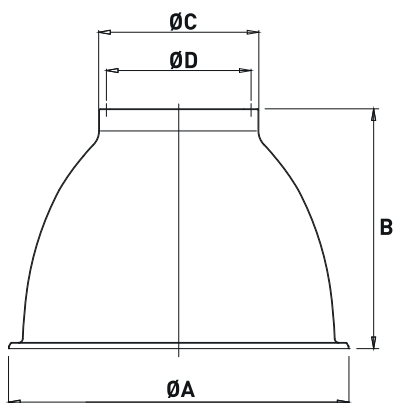
Reflectors

CODE	TYPE	DIMENSIONS (mm)				WEIGHT [Kg]
		A	B	C	D	
A0A04.000007	REV-1 STANDARD REFLECTOR FOR EV..-1 RAL9003 PAINTED	330	97	183	123	0,260
A0A04.000008	REV-2 STANDARD REFLECTOR FOR EV..-2 RAL9003 PAINTED	330	97	183	138	0,260
A0A04.000009	REV-3 STANDARD REFLECTOR FOR EV..-3 RAL9003 PAINTED	330	97	183	160	0,260
A0A04.000010	REV-4 STANDARD REFLECTOR FOR EV..-4 RAL9003 PAINTED	400	90	263	188	0,360
A0A04.000011	REVD-4 POLISHED AND ANODIZED DOME REFLECTOR FOR EV..-4	440	310	207	188	0,800
A0A04.000043	REVD-5 POLISHED AND ANODIZED DOME REFLECTOR FOR EV..-5	500	250	271	252	0,800

Dimensions REV



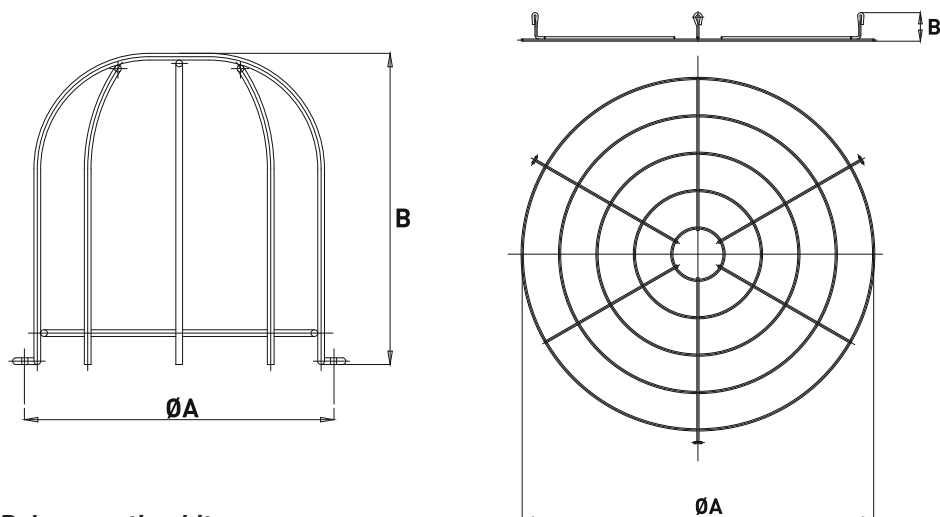
Dimensions REVD



Protection guard (Stainless Steel AISI316 L version available upon request)

CODE	TYPE	DIMENSIONS AxB (mm)	WEIGHT [Kg]
A0A04.000017	GEV-1 PROTECTION GUARD FOR EV.-1 - AISI 304	123X103	0.160
A0A04.000018	GEV-2 PROTECTION GUARD FOR EV.-2 - AISI 304	138X139	0.230
A0A04.000046	GEV-3 PROTECTION GUARD FOR EV.-3 - AISI 304	151X152	0.240
A0A04.000016	GEV-4 PROTECTION GUARD FOR EV.-4 - AISI 304	178X200	0.370
A0A04.000047	GEV-5 PROTECTION GUARD FOR EV.-5 - AISI 304	252X233	0.400
A0A04.000044	GEV-5-P PROTECTION GUARD FOR EV.-5 C/W REVD - AISI 304	470 X38	0.310

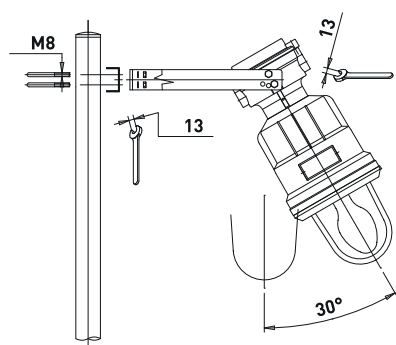
Dimensions GEV



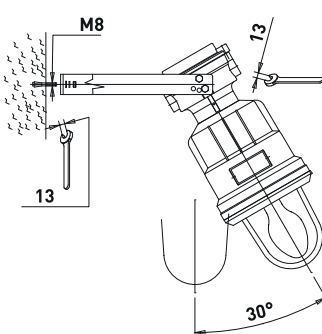
Pole mounting kit

CODE	TYPE
A0A04.000001	P4 KIT - 1" 1/2 POLE MOUNTING KIT
A0A04.000002	P5 KIT - 2" POLE MOUNTING KIT

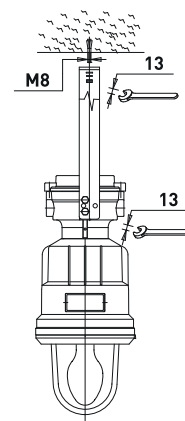
Pole mounting



Wall mounting



Ceiling mounting



Note: • Pole mounting kit to be ordered separately and as additional accessories out of the standard adjustable stainless steel fixing bracket.
• Expansion bolts (for concrete) or bolts (for steel frame) are not included in our kit.